

1x



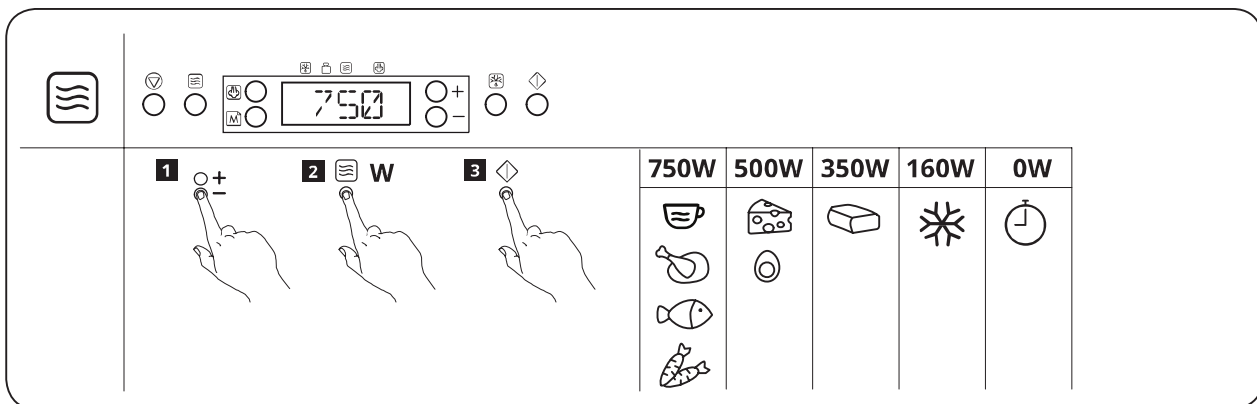
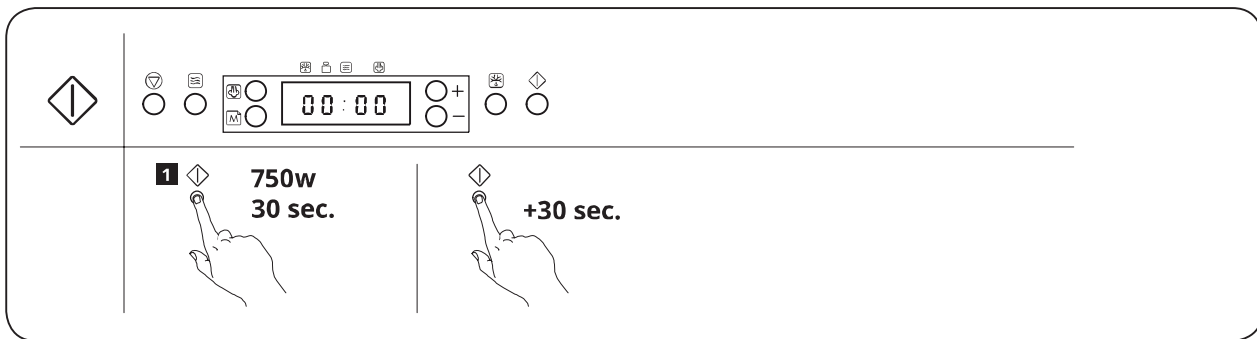
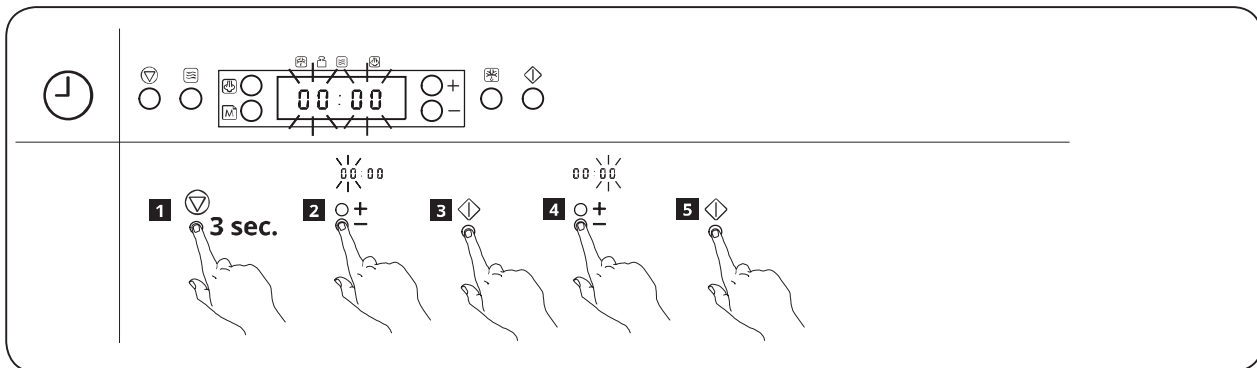

1x



1x



1x



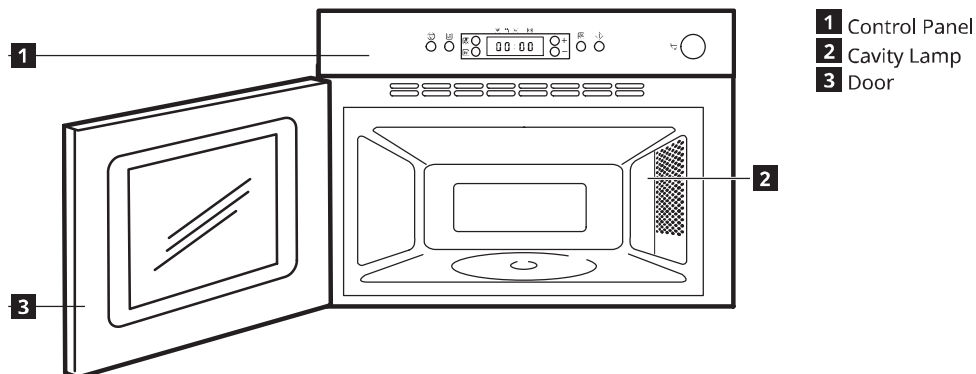
100 g	100 g	100 g
↓	↓	↓
2,0 Kg	2,0 Kg	1,5 Kg

STOP

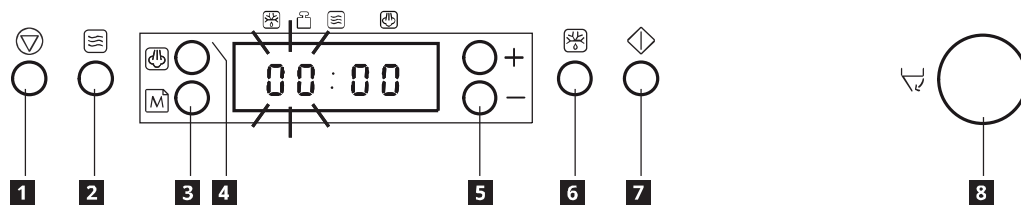
MATÅLSKÅRE
MATTRADITION

www.ikea.com

Product description









Control panel



- 1** Stop button
- 2** Power button
- 3** Memo button
- 4** Steam button
- 5** +/- button
(use this button to set time or weight)
- 6** Jet Defrost button
- 7** Start button
- 8** Door button
(use this button to open the door)

Display / Functions

-  **Cook and reheat with microwaves**
Use this function for normal cooking and reheating, such as vegetables, fish, potatoes and meat.
-  **Jet start**
This function is used for quick reheating of foods with a high water content such as; clear soups, coffee or tea.
-  **Manual defrost**
Follow the procedure for "Cook and reheat with microwaves" and choose power level 160 W when defrosting manually.
Check and inspect the food regularly. Experience will give you the times needed for various amounts.
-  **Jet defrost**
Use this function for defrosting Meat, Fish & Poultry ONLY. Jet Defrost should only be used if the net weight is between 100 - 2Kg.
-  **Memory**
The Memory function provides you with an easy way to quickly recall a preferred setting.
-  **Steam**
Use this function for such food as vegetables & fish.